

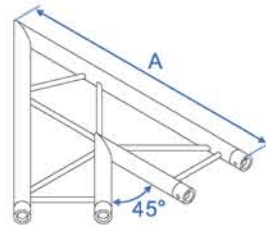


连接系统

JUNCTIONS OR CONNECTION SYSTEM

单片桁架转角接头 LADDER CORNERS	P. 119
三角形桁架角度接头 TRIANGULAR CORNERS	P. 121
四边形桁架角度接头 SQURE CORNERS	P. 124
三角形折叠桁架角度接头 TRIANGULAR FOLDING CORNERS	P. 126
TD-QC53S-50桁架角度接头 TD-QC53S-50 SQUARE CORNERS	P. 127
六面接头 BOX CORNERS	P. 129
角度接头 BOOK CORNERS	P. 132

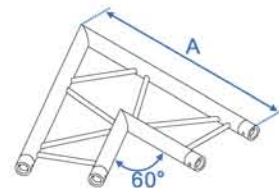
单片桁架角度接头 LADDER CORNERS



2路水平角45°接头
2 WAY HORIZONTAL CORNER 45°

Code	For	A	B	C
C01F	TD-Q29L	1000	-	-
C01F	TD-Q39L	1200	-	-

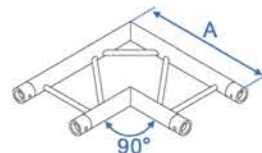
1 inch = 25.4 mm 1 m = 3.28 ft



2路水平角60°接头
2 WAY HORIZONTAL CORNER 60°

Code	For	A	B	C
C02F	TD-Q29L	1000	-	-
C02F	TD-Q39L	1200	-	-

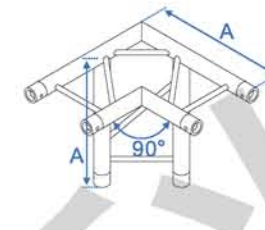
1 inch = 25.4 mm 1 m = 3.28 ft



2路水平角90°接头
2 WAY HORIZONTAL CORNER 90°

Code	For	A	B	C
C03F	TD-Q29L	500	-	-
C03F	TD-Q39L	600	-	-

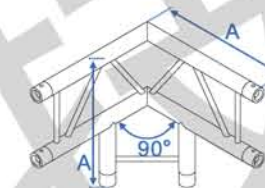
1 inch = 25.4 mm 1 m = 3.28 ft



3路水平角90°接头
3 WAY HORIZONTAL CORNER 90°LEG DOWN

Code	For	A	B	C
C05U	TD-Q29L	500	-	-
C05U	TD-Q39L	600	-	-

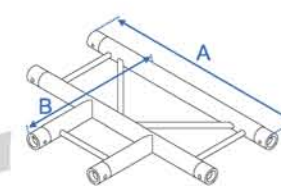
1 inch = 25.4 mm 1 m = 3.28 ft



3路垂直角90°接头
3 WAY VERTICAL CORNER 90°LEG DOWN

Code	For	A	B	C
C06U	TD-Q29L	500	-	-
C06U	TD-Q39L	600	-	-

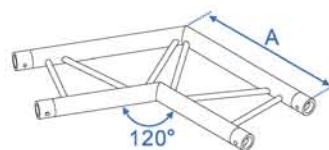
1 inch = 25.4 mm 1 m = 3.28 ft



3路水平角接头
3 WAY HORIZONTAL TEE PIECE

Code	For	A	B	C
C06F	TD-Q29L	711	500	-
C06F	TD-Q39L	811	600	-

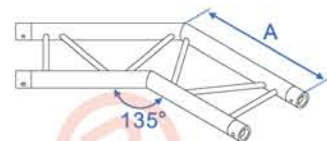
1 inch = 25.4 mm 1 m = 3.28 ft



2路水平角120°接头
2 WAY HORIZONTAL CORNER 120°

Code	For	A	B	C
C04F	TD-Q29L	500	-	-
C04F	TD-Q39L	600	-	-

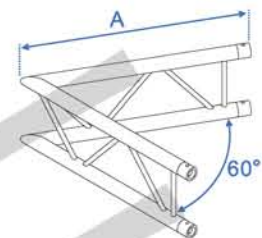
1 inch = 25.4 mm 1 m = 3.28 ft



2路水平角135°接头
2 WAY HORIZONTAL CORNER 135°

Code	For	A	B	C
C05F	TD-Q29L	500	-	-
C05F	TD-Q39L	600	-	-

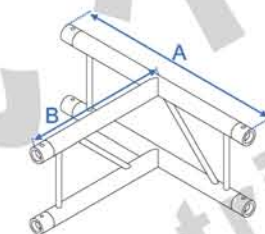
1 inch = 25.4 mm 1 m = 3.28 ft



2路垂直角60°接头
2 WAY VERTICAL CORNER 60°

Code	For	A	B	C
C01U	TD-Q29L	1000	-	-
C01U	TD-Q39L	1200	-	-

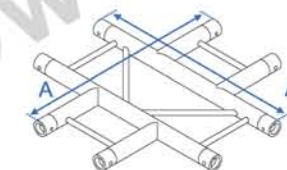
1 inch = 25.4 mm 1 m = 3.28 ft



3路垂直角接头
3 WAY VERTICAL TEE PIECE

Code	For	A	B	C
C07U	TD-Q29L	711	500	-
C07U	TD-Q39L	811	600	-

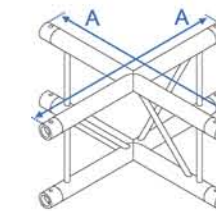
1 inch = 25.4 mm 1 m = 3.28 ft



4路水平角接头
4 WAY HORIZONTAL CROSS PIECE

Code	For	A	B	C
C06U	TD-Q29L	711	-	-
C06U	TD-Q39L	811	-	-

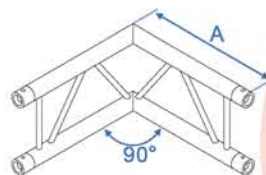
1 inch = 25.4 mm 1 m = 3.28 ft



4路垂直角接头
4 WAY VERTICAL CROSS PIECE

Code	For	A	B	C
C07U	TD-Q29L	711	-	-
C07U	TD-Q39L	811	-	-

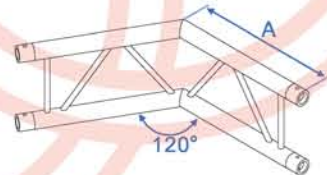
1 inch = 25.4 mm 1 m = 3.28 ft



2路垂直角90°接头
2 WAY VERTICAL CORNER 90°

Code	For	A	B	C
C02U	TD-Q29L	500	-	-
C02U	TD-Q39L	600	-	-

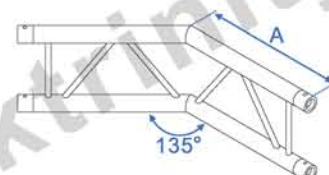
1 inch = 25.4 mm 1 m = 3.28 ft



2路垂直角120°接头
2 WAY VERTICAL CORNER 120°

Code	For	A	B	C
C03U	TD-Q29L	500	-	-
C03U	TD-Q39L	600	-	-

1 inch = 25.4 mm 1 m = 3.28 ft

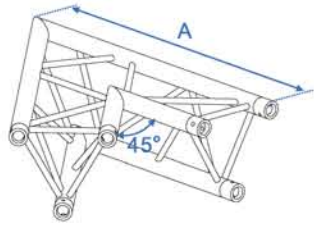


2路垂直角135°接头
2 WAY VERTICAL CORNER 135°

Code	For	A	B	C
C04U	TD-Q29L	500	-	-
C04U	TD-Q39L	600	-	-

1 inch = 25.4 mm 1 m = 3.28 ft

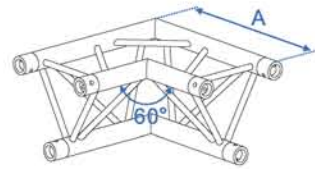
三角形桁架角度接头 TRIANGLE CORNERS



2路45°接头
2 WAY CORNER 45°

Code	For	A	B	C
C01T	TD-Q29T	1000	-	-
C01T	TD-Q39T	1200	-	-

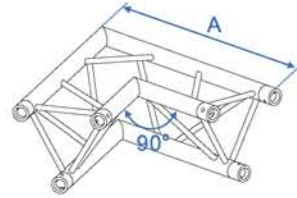
1 inch = 25.4 mm 1 m = 3.28 ft



2路60°接头
2 WAY CORNER 60°

Code	For	A	B	C
C02T	TD-Q29T	1000	-	-
C02T	TD-Q39T	1200	-	-

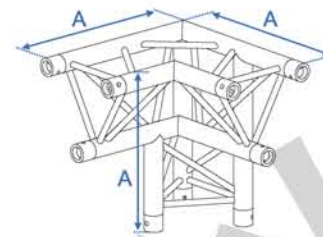
1 inch = 25.4 mm 1 m = 3.28 ft



2路90°接头
2 WAY CORNER 90°

Code	For	A	B	C
C03T	TD-Q29T	500	-	-
C03T	TD-Q39T	600	-	-

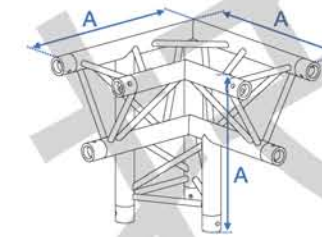
1 inch = 25.4 mm 1 m = 3.28 ft



3路90°接头
3 WAY CORNER 90° APEX DOWN RIGHT

Code	For	A	B	C
C10T	TD-Q29T	500	-	-
C10T	TD-Q39T	600	-	-

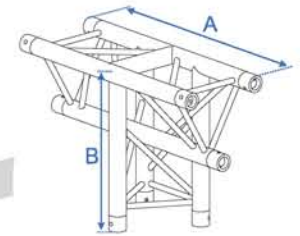
1 inch = 25.4 mm 1 m = 3.28 ft



3路90°接头
3 WAY CORNER 90° APEX DOWN LEFT

Code	For	A	B	C
C11T	TD-Q29T	1000	-	-
C11T	TD-Q39T	1200	-	-

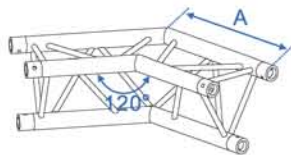
1 inch = 25.4 mm 1 m = 3.28 ft



3路接头
3 WAY VERTICAL TEE APEX DOWN

Code	For	A	B	C
C12T	TD-Q29T	711	500	-
C12T	TD-Q39T	811	600	-

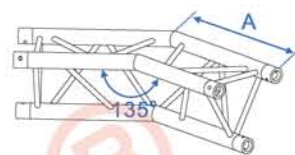
1 inch = 25.4 mm 1 m = 3.28 ft



2路120°接头
2 WAY CORNER 120°

Code	For	A	B	C
C04T	TD-Q29T	500	-	-
C04T	TD-Q39T	600	-	-

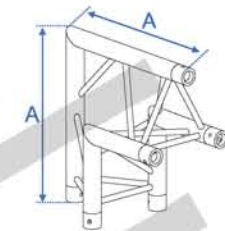
1 inch = 25.4 mm 1 m = 3.28 ft



2路135°接头
2 WAY CORNER 135°

Code	For	A	B	C
C05T	TD-Q29T	500	-	-
C05T	TD-Q39T	600	-	-

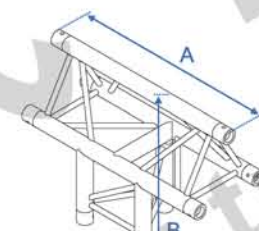
1 inch = 25.4 mm 1 m = 3.28 ft



2路90°接头
2 WAY CORNER 90° APEX OUT

Code	For	A	B	C
C06T	TD-Q29T	500	-	-
C06T	TD-Q39T	600	-	-

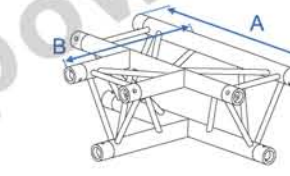
1 inch = 25.4 mm 1 m = 3.28 ft



3路接头
3 WAY VERTICAL TEE APEX UP

Code	For	A	B	C
C13T	TD-Q29T	711	500	-
C13T	TD-Q39T	811	600	-

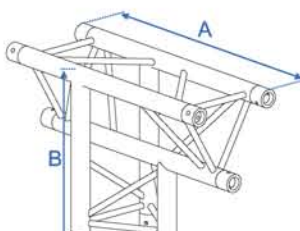
1 inch = 25.4 mm 1 m = 3.28 ft



3路接头
3 WAY HORIZONTAL TEE PIECE

Code	For	A	B	C
C14T	TD-Q29T	711	500	-
C14T	TD-Q39T	811	600	-

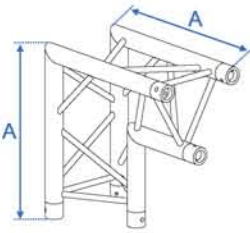
1 inch = 25.4 mm 1 m = 3.28 ft



3路接头
3 WAY VERTICAL TEE PIECE APEX DOWN

Code	For	A	B	C
C15T	TD-Q29T	711	500	-
C15T	TD-Q39T	811	600	-

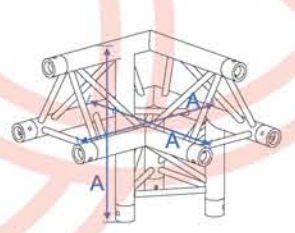
1 inch = 25.4 mm 1 m = 3.28 ft



2路90°接头
2 WAY CORNER 90° APEX IN

Code	For	A	B	C
C07T	TD-Q29T	500	-	-
C07T	TD-Q39T	600	-	-

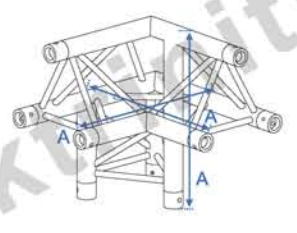
1 inch = 25.4 mm 1 m = 3.28 ft



3路90°接头
3 WAY CORNER 90° APEX UP RIGHT

Code	For	A	B	C
C08T	TD-Q29T	500	-	-
C08T	TD-Q39T	600	-	-

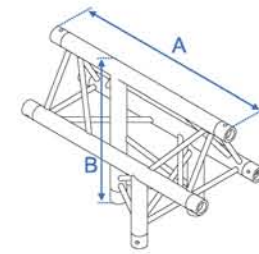
1 inch = 25.4 mm 1 m = 3.28 ft



3路90°接头
3 WAY CORNER 90° APEX UP LEFT

Code	For	A	B	C
C09T	TD-Q29T	500	-	-
C09T	TD-Q39T	600	-	-

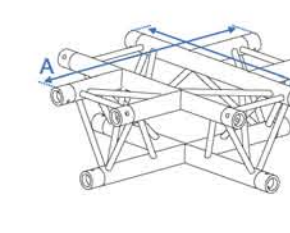
1 inch = 25.4 mm 1 m = 3.28 ft



3路接头
3 WAY VERTICAL TEE PIECE APEX UP

Code	For	A	B	C
C16T	TD-Q29T	711	500	-
C16T	TD-Q39T	811	600	-

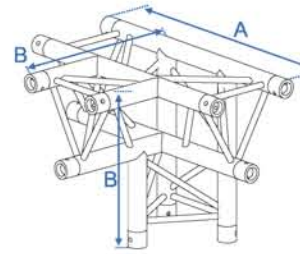
1 inch = 25.4 mm 1 m = 3.28 ft



4路接头
4 WAY CROSS PIECE

Code	For	A	B	C
C17T	TD-Q29T	711	-	-
C17T	TD-Q39T	811	-	-

1 inch = 25.4 mm 1 m = 3.28 ft

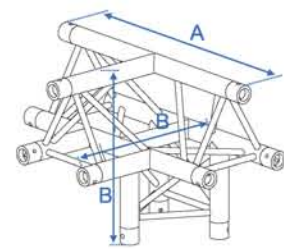


4路接头
4 WAY TEE PIECE APEX DOWN

Code	For	A	B	C
C18T	TD-Q29T	711	500	-
C18T	TD-Q39T	811	600	-

1 inch = 25.4 mm 1 m = 3.28 ft

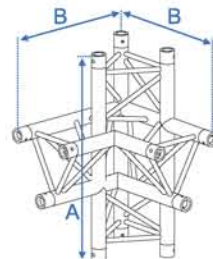
三角形桁架角度接头 TRIANGLE CORNERS



4路接头
4 WAY TEE PIECE APEX UP

Code	For	A	B	C
C19T	TD-Q29T	711	500	-
C19T	TD-Q39T	811	600	-

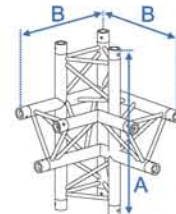
1 inch = 25.4 mm 1 m = 3.28 ft



4路90°接头
4 WAY CORNER 90° LEFT

Code	For	A	B	C
C20T	TD-Q29T	742	500	-
C20T	TD-Q39T	855	600	-

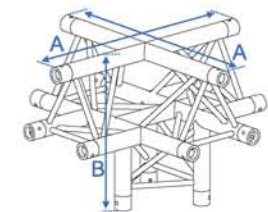
1 inch = 25.4 mm 1 m = 3.28 ft



4路90°接头
2 WAY CORNER 90° RIGHT

Code	For	A	B	C
C21T	TD-Q29T	500	-	-
C21T	TD-Q39T	600	-	-

1 inch = 25.4 mm 1 m = 3.28 ft



5路接头
5 WAY CROSS DOWN LEG APEX UP

Code	For	A	B	C
C22T	TD-Q29T	711	500	-
C22T	TD-Q39T	811	600	-

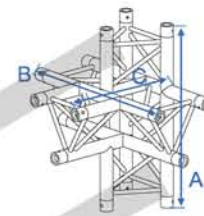
1 inch = 25.4 mm 1 m = 3.28 ft



5路接头
5 WAY CROSS DOWN LEG APEX DOWN

Code	For	A	B	C
C23T	TD-Q29T	711	500	-
C23T	TD-Q39T	811	600	-

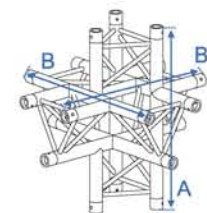
1 inch = 25.4 mm 1 m = 3.28 ft



5路接头
5 WAY TEE PIECE

Code	For	A	B	C
C24T	TD-Q29T	742	710	500
C24T	TD-Q39T	855	810	600

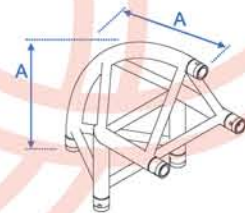
1 inch = 25.4 mm 1 m = 3.28 ft



6路接头
6 WAY TEE PIECE

Code	For	A	B	C
C25T	TD-Q29T	742	710	-
C25T	TD-Q39T	855	810	-

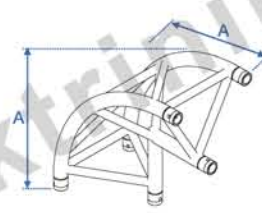
1 inch = 25.4 mm 1 m = 3.28 ft



2路90°接头
2 WAY CORNER 90° APEX OUT (CURVED)

Code	For	A	B	C
C06T-2	TD-Q29T	500	-	-
C06T-2	TD-Q39T	600	-	-

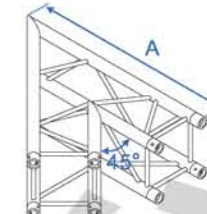
1 inch = 25.4 mm 1 m = 3.28 ft



2路90°接头
2 WAY CORNER 90° APEX IN (CURVED)

Code	For	A	B	C
C07T-2	TD-Q29T	500	-	-
C27T-2	TD-Q39T	600	-	-

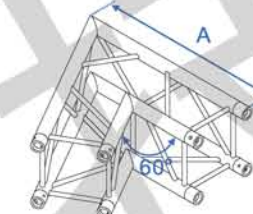
1 inch = 25.4 mm 1 m = 3.28 ft



2路45°接头
2 WAY CORNER 45°

Code	For	A	B	C
C01S	TD-Q29S	1000	-	-
C01S	TD-Q39S	1200	-	-

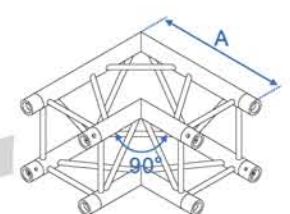
1 inch = 25.4 mm 1 m = 3.28 ft



2路60°接头
2 WAY CORNER 60°

Code	For	A	B	C
C02S	TD-Q29S	1000	-	-
C02S	TD-Q39S	1200	-	-

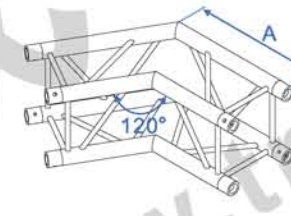
1 inch = 25.4 mm 1 m = 3.28 ft



2路90°接头
2 WAY CORNER 90°

Code	For	A	B	C
C03S	TD-Q29S	500	-	-
C03S	TD-Q39S	600	-	-

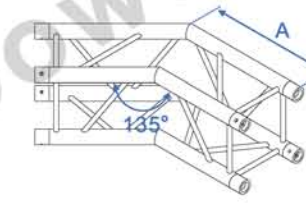
1 inch = 25.4 mm 1 m = 3.28 ft



2路120°接头
2 WAY CORNER 120°

Code	For	A	B	C
C04S	TD-Q29S	500	-	-
C04S	TD-Q39S	600	-	-

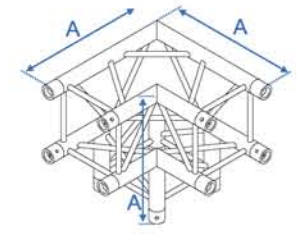
1 inch = 25.4 mm 1 m = 3.28 ft



2路135°接头
2 WAY CORNER 135°

Code	For	A	B	C
C05S	TD-Q29S	500	-	-
C05S	TD-Q39S	600	-	-

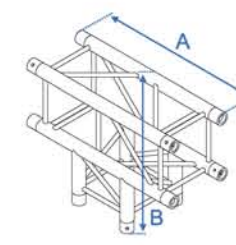
1 inch = 25.4 mm 1 m = 3.28 ft



3路90°接头
3 WAY CORNER 90°

Code	For	A	B	C
C06S	TD-Q29S	500	-	-
C06S	TD-Q39S	600	-	-

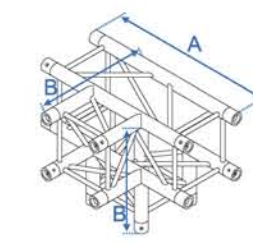
1 inch = 25.4 mm 1 m = 3.28 ft



3路接头
3 WAY TEE PIECE

Code	For	A	B	C
C07S	TD-Q29S	711	500	-
C07S	TD-Q39S	811	600	-

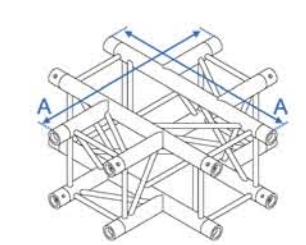
1 inch = 25.4 mm 1 m = 3.28 ft



4路接头
4 WAY TEE PIECE LEG DOWN

Code	For	A	B	C
C08S	TD-Q29S	711	500	-
C08S	TD-Q39S	811	600	-

1 inch = 25.4 mm 1 m = 3.28 ft



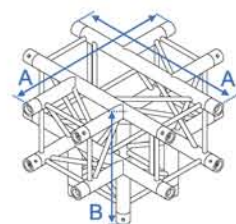
4路接头
4 WAY CROSS PIECE

Code	For	A	B	C
C09S	TD-Q29S	711	-	-
C09S	TD-Q39S	811	-	-

1 inch = 25.4 mm 1 m = 3.28 ft

四方形桁架角度接头 SQUARE CORNERS

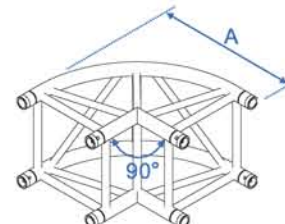
三角形折叠桁架角度接头 TRIANGULAR FOLDING CORNERS



5路接头
5 WAY CORNER DOWN LEG

Code	For	A	B	C
C10S	TD-Q29S	711	500	-
C10S	TD-Q39S	811	600	-

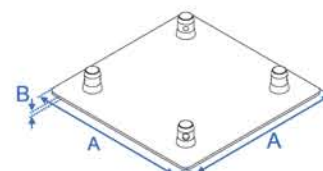
1 inch = 25.4 mm 1 m = 3.28 ft



2路90°接头
2 WAY CORNER 90° (CURVED)

Code	For	A	B	C
C03S-2	TD-Q29S	500	-	-
C03S-2	TD-Q39S	600	-	-

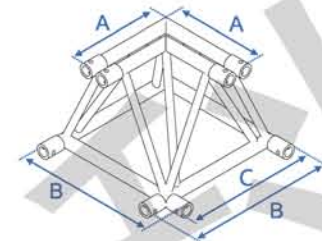
1 inch = 25.4 mm 1 m = 3.28 ft



底板 (铝)
BASE/WALL PLATE QUATRO WITH HALF CONNECTORS

Code	For	A	B	C
B03	TD-Q29S	329	10	-
B03	TD-Q39S	429	10	-

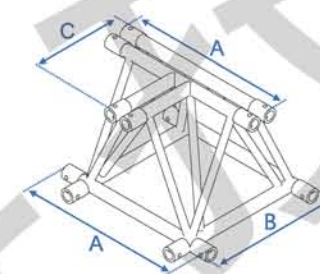
1 inch = 25.4 mm 1 m = 3.28 ft



2路90°接头
2 WAY CORNER 90°

Code	For	A	B	C
C01TF	TD-QC53TF	440	660	580

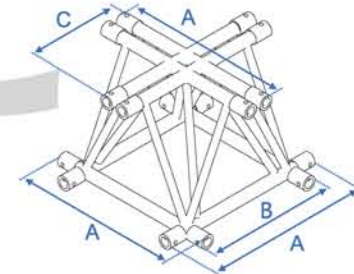
1 inch = 25.4 mm 1 m = 3.28 ft



3路90°接头
3 WAY CORNER 90°

Code	For	A	B	C
C01TF	TD-QC53TF	740	580	440

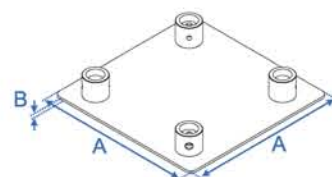
1 inch = 25.4 mm 1 m = 3.28 ft



4路90°接头
4 WAY CORNER 90°

Code	For	A	B	C
C01TF	TD-QC53TF	740	580	440

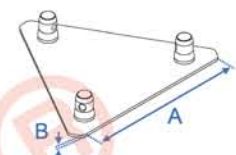
1 inch = 25.4 mm 1 m = 3.28 ft



底板 (铝)
BASE/WALL PLATE QUATRO WITH FEMALE RECEIVERS

Code	For	A	B	C
B04	TD-Q29S	329	10	-
B04	TD-Q39S	429	10	-

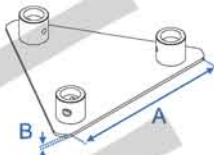
1 inch = 25.4 mm 1 m = 3.28 ft



底板 (铝)
BASE/WALL PLATE TRIO WITH HALF CONNECTORS

Code	For	A	B	C
B01	TD-Q29T	310	10	-
B01	TD-Q39T	410	10	-

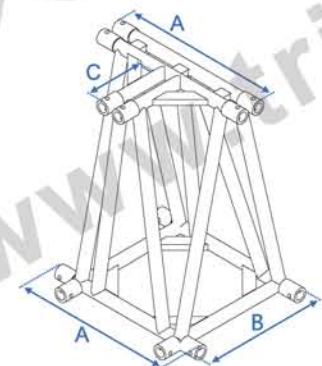
1 inch = 25.4 mm 1 m = 3.28 ft



底板 (铝)
BASE/WALL PLATE TRIO WITH FEMALE RECEIVERS

Code	For	A	B	C
B02	TD-Q29T	310	10	-
B02	TD-Q39T	410	10	-

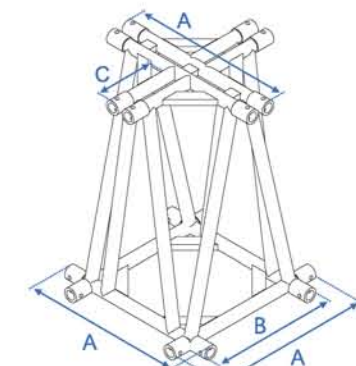
1 inch = 25.4 mm 1 m = 3.28 ft



3路90°接头
3 WAY CORNER 90°

Code	For	A	B	C
C04TF	TD-QC101TF-50	740	580	305

1 inch = 25.4 mm 1 m = 3.28 ft



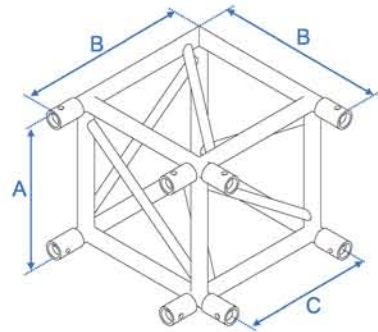
4路90°接头
4 WAY CORNER 90°

Code	For	A	B	C
C04TF	TD-QC101TF-50	740	580	305

1 inch = 25.4 mm 1 m = 3.28 ft

TD-QC53S-50 桁架角度接头

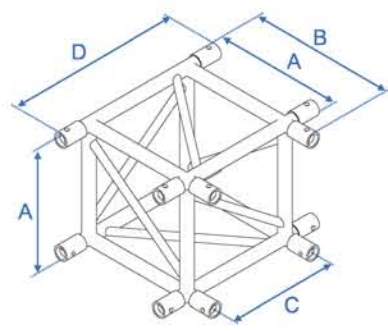
TD-QC53S-50 SQUARE CORNERS



2路90°接头
2 WAY CORNER 90°

Code	For	A	B	C	D
C03S	TD-QC53S-50	530	635	470	-

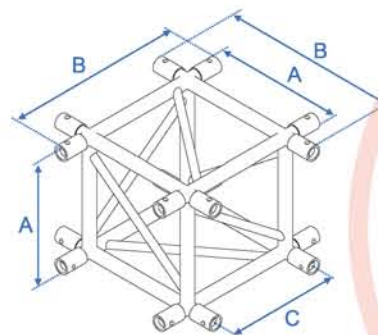
1 inch = 25.4 mm 1 m = 3.28 ft



3路接头
3 WAY TEE PIECE

Code	For	A	B	C	D
C07S	TD-QC53S-50	530	635	470	740

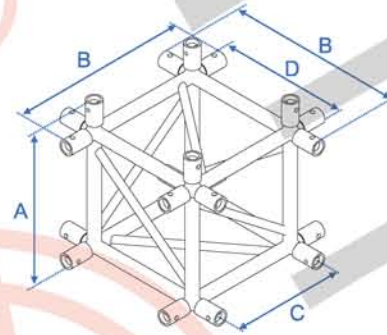
1 inch = 25.4 mm 1 m = 3.28 ft



4路接头
4 WAY CROSS PIECE

Code	For	A	B	C	D
C09S	TD-QC53S-50	530	740	470	-

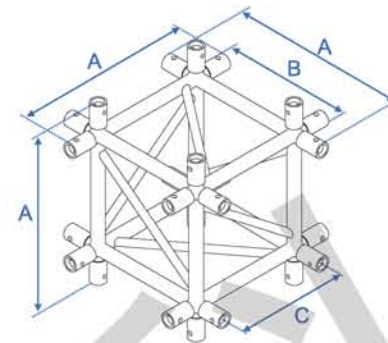
1 inch = 25.4 mm 1 m = 3.28 ft



5路接头
5 WAY CROSS PIECE

Code	For	A	B	C	D
C10S	TD-QC53S-50	635	740	470	530

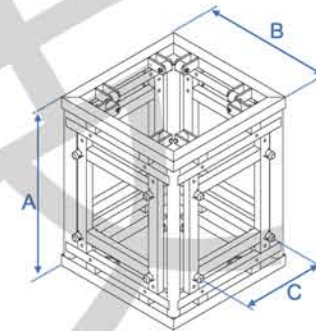
1 inch = 25.4 mm 1 m = 3.28 ft



6路接头
6 WAY CROSS PIECE

Code	For	A	B	C	D
C25S	TD-QC53S-50	740	530	470	-

1 inch = 25.4 mm 1 m = 3.28 ft



升降方套
SLEEVE BLOCK

Code	For	A	B	C	D
TD-SL-53L	TD-QC53S-50 TD-BC5276R	960	740	470	-

1 inch = 25.4 mm 1 m = 3.28 ft

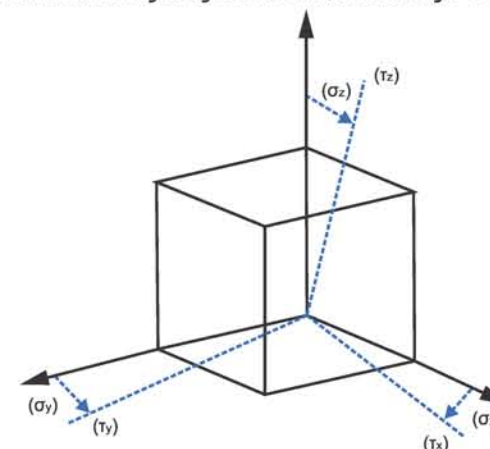
C09S 角度接头允许荷载表

C09S CORNER BLOCK ALLOWABLE LOADING(Max.)

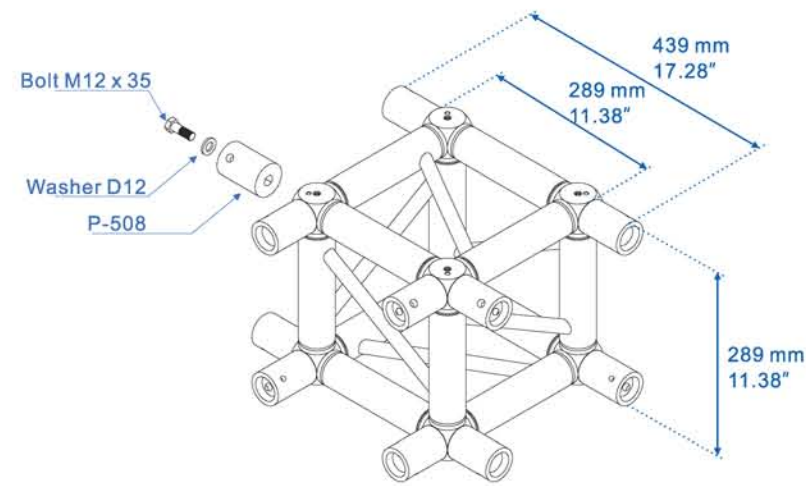
Size(mm)	Axial (σ_x) (kN)	Axial (σ_x) (kg)	Axial (σ_y) (kN)	Axial (σ_y) (kg)	Axial (σ_z) (kN)	Axial (σ_z) (kg)	Shear (τ_x) (kN)	Shear (τ_x) (kg)	Shear (τ_y) (kN)	Shear (τ_y) (kg)	Shear (τ_z) (kN)	Shear (τ_z) (kg)
740X740X530(H)	181.1	18457.0	181.1	18457.0	137.4	14002.9	128.0	13051.1	128.0	13051.1	97.1	9901.6

- 加载数据只适用于静态负荷和两个支撑点。
- 表中所列荷载均为恒荷载，未考虑动力系数。
- 加载数据基于BS-7905-2/ANSI E1.2-2006/CWA 15902-2, GB/T5237。在考虑安全因素时，加载数据应增加0.8。
- 桁架的自重已考虑。
- 适用桁架高度530mm，弦杆为 $\Phi 50 \times 3$ mm十字芯圆管，腹杆为 $\Phi 30 \times 3$ mm圆管。

- Loading figures only valid for static loads and spans with two supporting points.
- Spans must be supported at each end.
- If dynamic loads or wind loads are involved, or more supporting points are applied, contact Trinity Customer Service for details.
- Loading figures are based on BS 7905-2/ANSI E1.2-2006/CWA 15902-2, GB/T5237. The loading data should multiply 0.8 for Safety factor consideration.
- The self-weight of the trusses has already been taken into account.
- Suitable for trusses with design height of 530mm, Main tubing $\Phi 50 \times 3$ mm with cross insert, brace tubing $\Phi 30 \times 3$ mm.



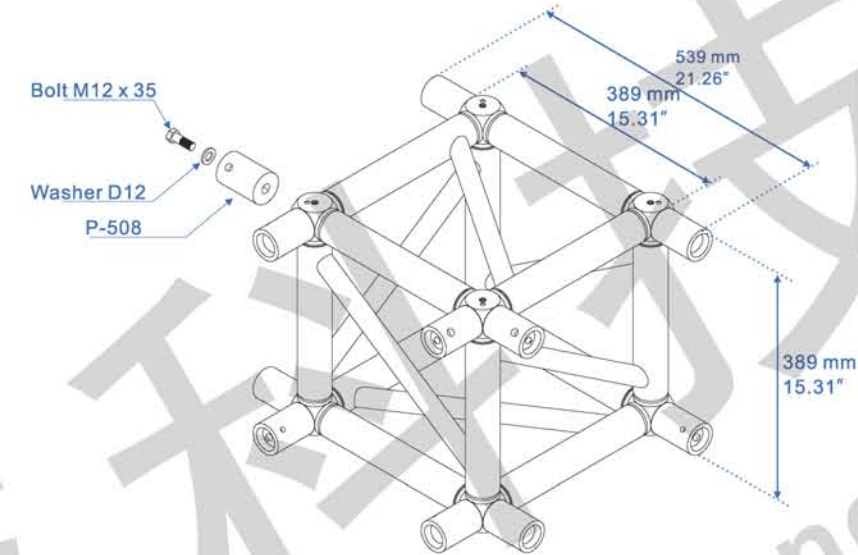
六面接头 BOX CORNERS



C04B

六面接头 连接 TD-Q29S
MULTICUBE FOR TD-Q29S

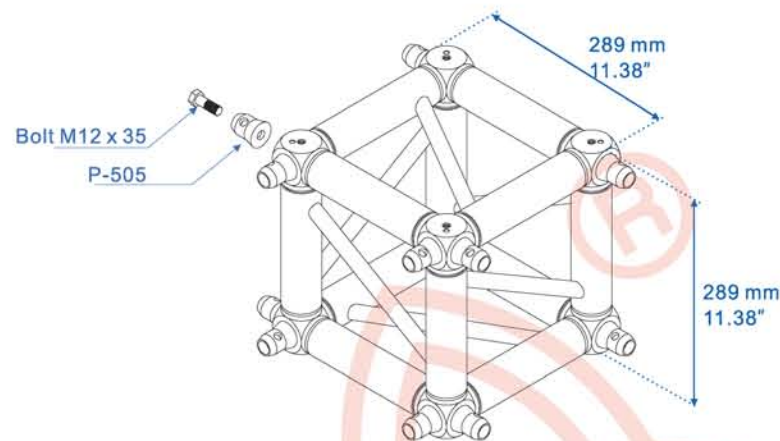
1 inch = 25.4 mm 1 m = 3.28 ft 1 lbs = 0.453kg



C05B

六面接头 连接 TD-Q39S
MULTICUBE FOR TD-Q39S

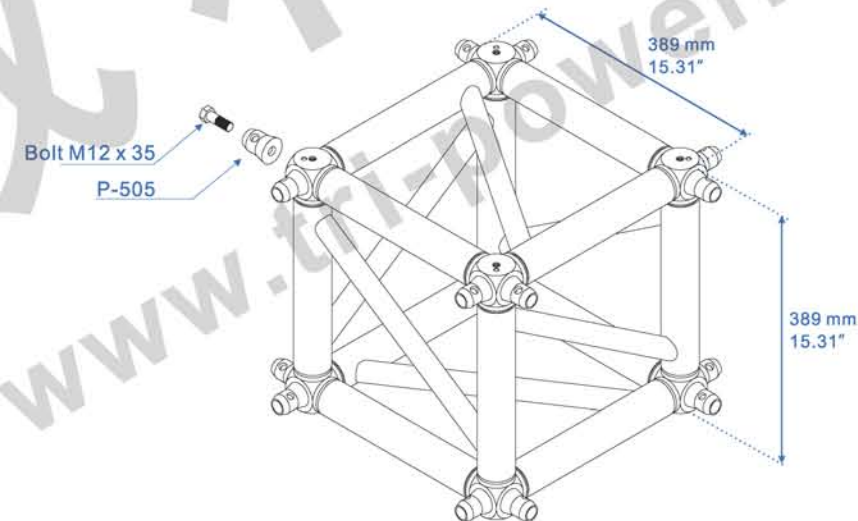
1 inch = 25.4 mm 1 m = 3.28 ft 1 lbs = 0.453kg



C06B

六面接头 连接 TD-Q29S
MULTICUBE FOR TD-Q29S

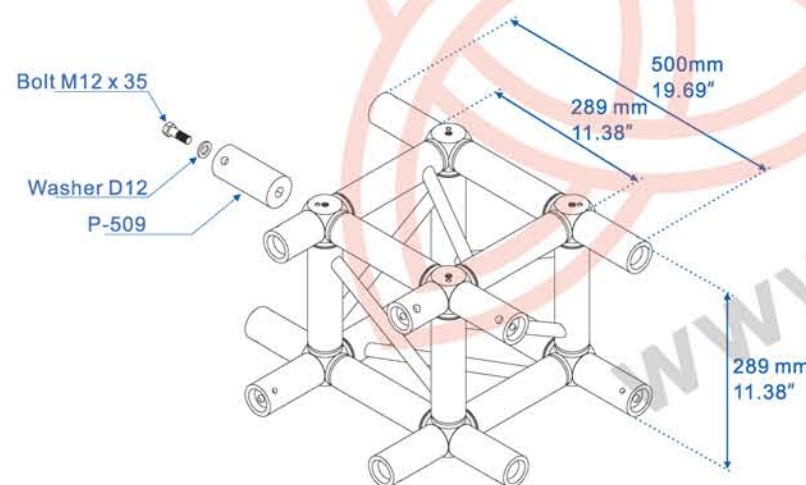
1 inch = 25.4 mm 1 m = 3.28 ft 1 lbs = 0.453kg



C07B

六面接头 连接 TD-Q39S
MULTICUBE FOR TD-Q39S

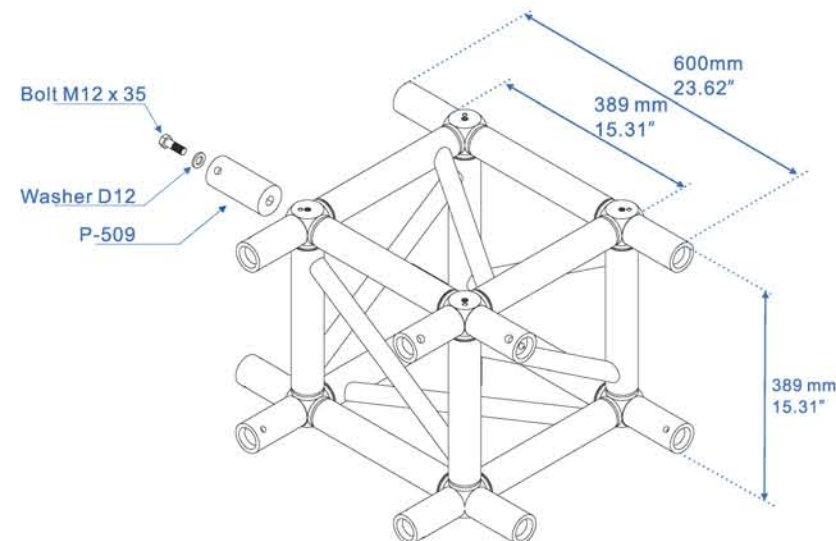
1 inch = 25.4 mm 1 m = 3.28 ft 1 lbs = 0.453kg



C08B

六面接头 连接 TD-Q29S
MULTICUBE FOR TD-Q29S

1 inch = 25.4 mm 1 m = 3.28 ft 1 lbs = 0.453kg

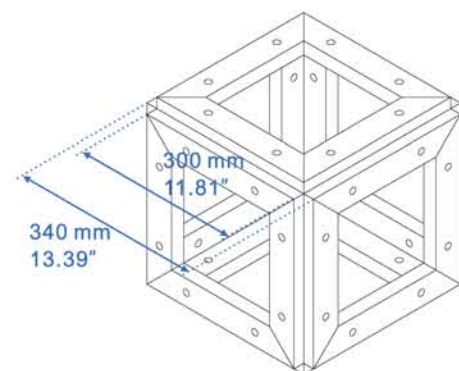


C09B

六面接头 连接 TD-Q39S
MULTICUBE FOR TD-Q39S

1 inch = 25.4 mm 1 m = 3.28 ft 1 lbs = 0.453kg

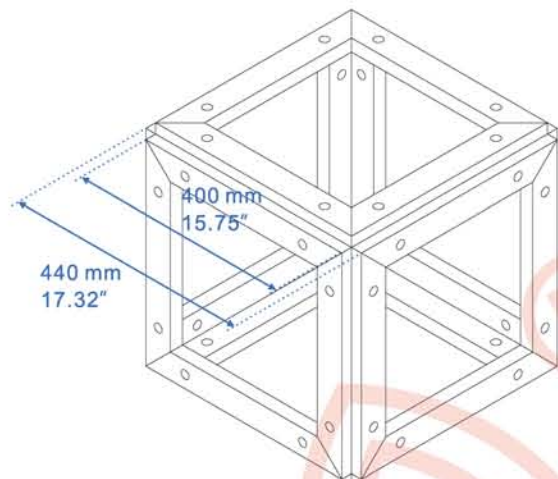
六面接头 BOX CORNERS



C01B

六面接头 连接TD-BC30S/TD-B30S
6 WAY CORNER FOR TD-BC30S/TD-B30S

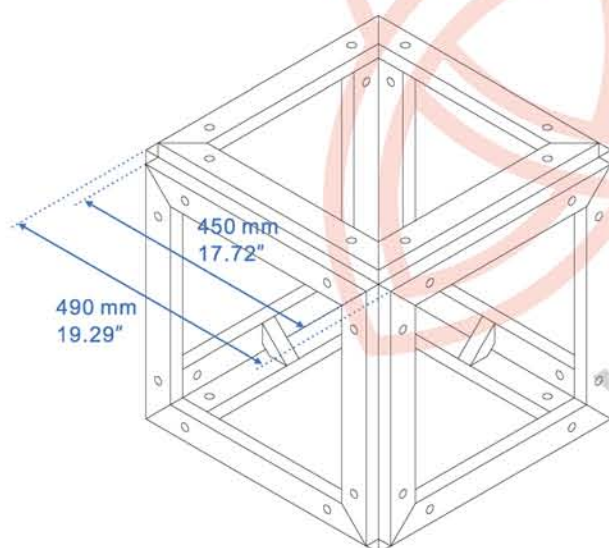
1 inch = 25.4 mm 1 m = 3.28 ft 1 lbs = 0.453kg



C02B

六面接头 连接TD-BC40S/TD-B40S
6 WAY CORNER FOR TD-BC40S/TD-B40S

1 inch = 25.4 mm 1 m = 3.28 ft 1 lbs = 0.453kg

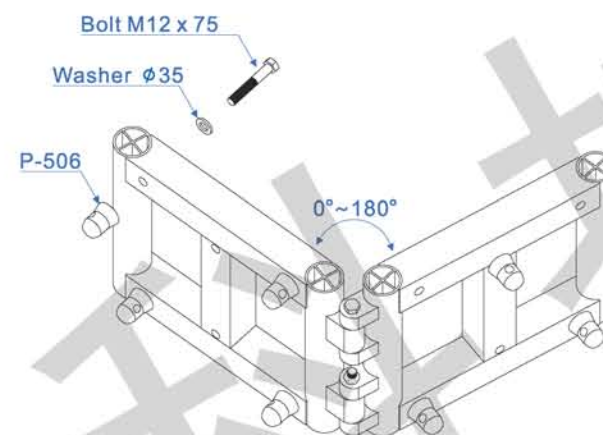


C03B

六面接头 连接TD-BC45S
6 WAY CORNER FOR TD-BC45S

1 inch = 25.4 mm 1 m = 3.28 ft 1 lbs = 0.453kg

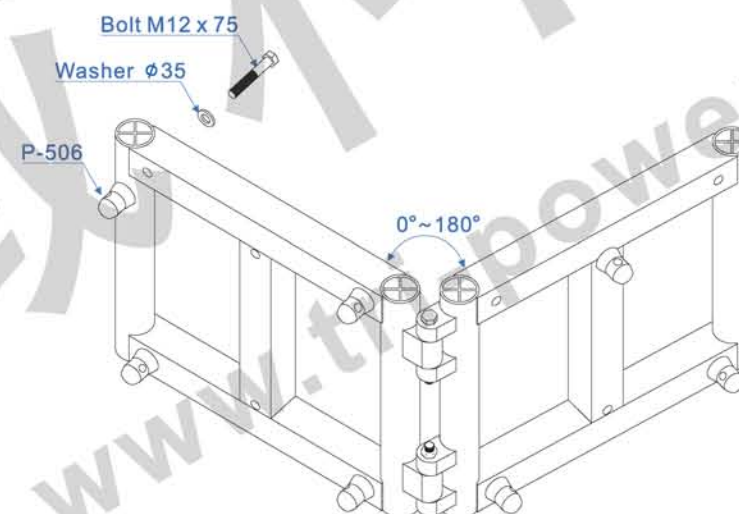
BOOK CORNERS 角度接头



C01M

角度接头 连接TD-Q29系列桁架
BOOK CORNER FOR TD-Q29 SERIES
Can be configured for use with TD-Q29S Quatro & Trio (apex Up/Down) Formats

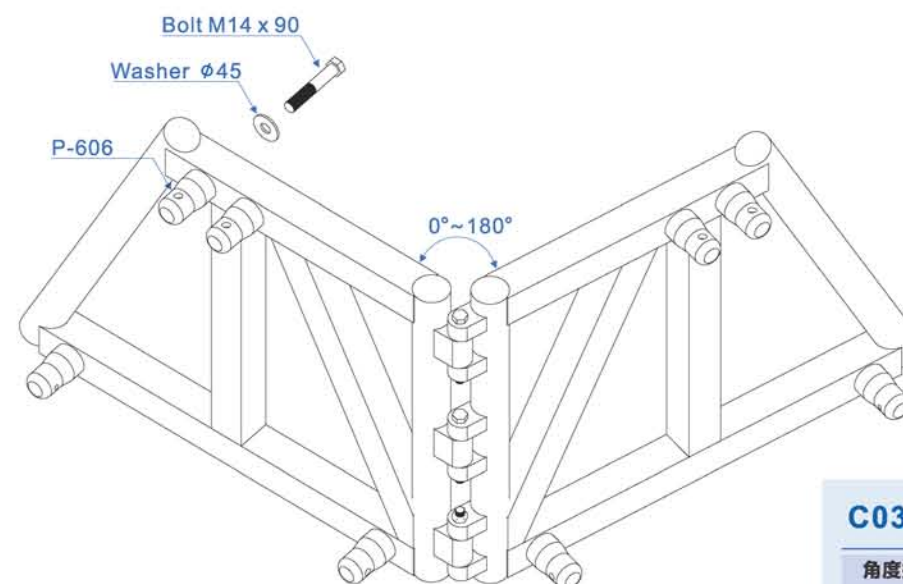
1 inch = 25.4 mm 1 m = 3.28 ft 1 lbs = 0.453kg



C02M

角度接头 连接TD-Q39系列桁架
BOOK CORNER FOR TD-Q39 SERIES
Can be configured for use with TD-Q39S Quatro & Trio (apex Up/Down) Formats

1 inch = 25.4 mm 1 m = 3.28 ft 1 lbs = 0.453kg

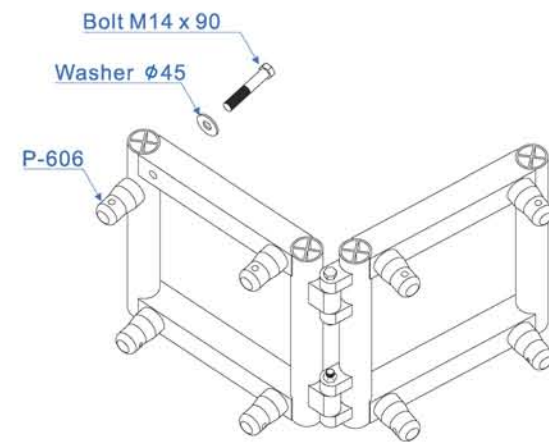


C03M

角度接头 连接TD-QC53TF
BOOK CORNER FOR TD-QC53TF

1 inch = 25.4 mm 1 m = 3.28 ft 1 lbs = 0.453kg

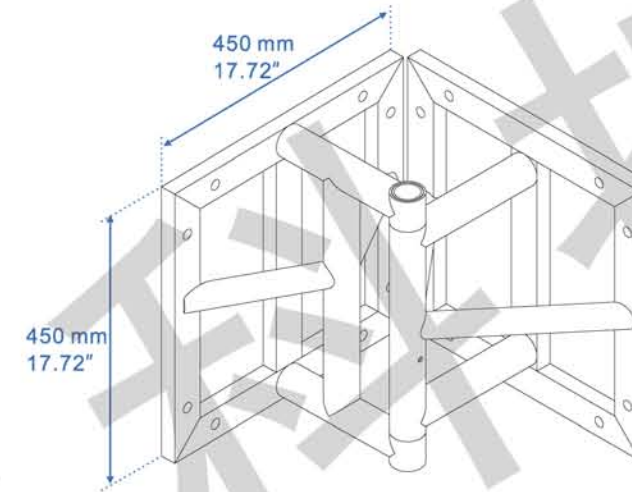
角度接头 BOOK CORNERS



C04M

角度接头连接TD-QC3141R-50
BOOK CORNER FOR TD-QC3141R-50
Can be configured for use with TD-QC3141R-50

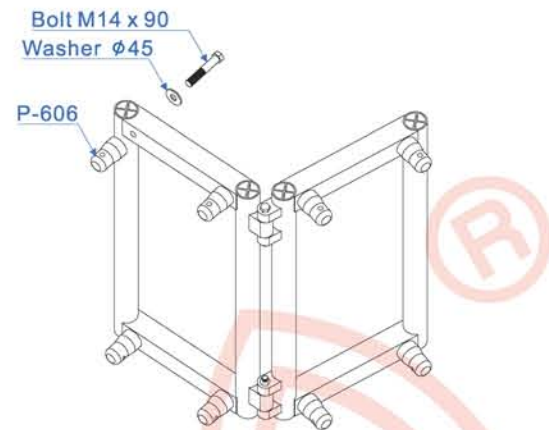
1 inch = 25.4 mm 1 m = 3.28 ft 1 lbs = 0.453kg



C07M

角度接头连接TD-BC45S
BOOK CORNER FOR TD-BC45S
Can be configured for use with TD-BC45S

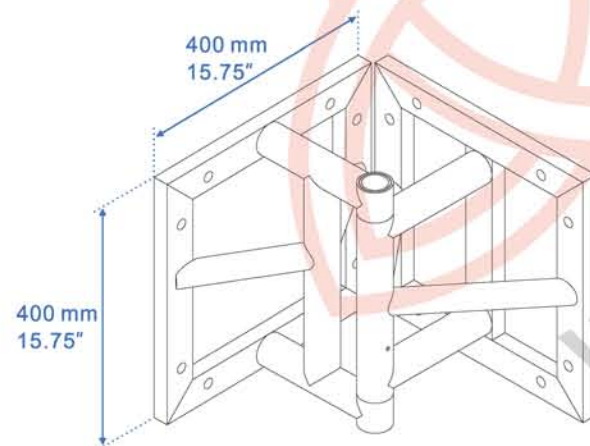
1 inch = 25.4 mm 1 m = 3.28 ft 1 lbs = 0.453kg



C05M

角度接头连接TD-QC4161R-50
BOOK CORNER FOR TD-QC4161R-50
Can be configured for use with TD-QC4161R-50

1 inch = 25.4 mm 1 m = 3.28 ft 1 lbs = 0.453kg



C06M

角度接头连接TD-B40S系列桁架
BOOK CORNER FOR TD-B40S Series
Can be configured for use with TD-BC40S,
TD-B40S

1 inch = 25.4 mm 1 m = 3.28 ft 1 lbs = 0.453kg